



FILED ELECTRONICALLY

November 20, 2008

Mr. Robert A. Morin
Secretary General
Canadian Radio-television and
Telecommunications Commission
1 Promenade du Portage
Gatineau, Quebec
J8X 4B1

Dear Mr. Morin:

**Re: Broadcasting Notice of Public Hearing CRTC 2008-12
Review of English- and French-language broadcasting services in
minority language communities in Canada**

1. Aboriginal Peoples Television Network Incorporated ("APTN") is pleased to have this opportunity to participate in the Commission's review of the availability and quality of French- and English-language broadcasting services in minority-language communities. APTN, as Canada's only Aboriginal television network, has a unique perspective on the broadcasting system and how that system serves and reflects Aboriginal Peoples in Canada.
2. APTN wishes to appear at the public hearing scheduled to start on January 19, 2009. This public process will be an iterative process. APTN is uniquely positioned to reflect the interests of Aboriginal Peoples in Canada, particularly those Aboriginal Peoples that are also members of "official language" minority communities.
3. In this submission, we wish to contribute to the Commission's collection of data regarding the availability of services in English or French in minority language communities. Also, we believe that the Commission should take particular note of the use of English, French and, indeed, Aboriginal languages among the Aboriginal population in formulating its proposals (as requested by the Governor in Council) to ensure that the diversity of English and French linguistic communities across Canada - which includes Aboriginal communities - is reflected in the Canadian broadcasting system. We provide more specific recommendations and observations at the end of this submission.

APTN's Role

4. APTN is a national television service. APTN provides a first level of service for Aboriginal Peoples across Canada in both official languages and in a number of Aboriginal languages.
5. The majority of APTN's programming each week is in the English language, but APTN also offers at least 35 hours of programming in Aboriginal languages each broadcast week, and at least 20 hours of French-language programming each broadcast week on our Eastern and Western services. In other words, close to 55% of our programming each week is directed to "minority" language speakers in the context of the entire Canadian population on our Eastern and Western services. We offer even more Aboriginal language programming on our Northern service in Inuktitut, Inuvailuktan, Dene languages, Oji-Cree and Yukon First Nations languages.
6. More specifically, in terms of commissioned hours of programs, in the most recently completed broadcast year, APTN committed to the production the following number of original hours of programming in different languages on our different network services combined:

English: 211

French: 54.5

Aboriginal: 200.5

The total hours reflect the total number of language hours for different programs, which are often produced in more than one language. We employ our scarce resources to provide the greatest possible coverage of each program in different languages to serve a range of language groups.

7. Since APTN is distributed across Canada by all larger broadcasting distribution undertakings, APTN's unique mix of programming in different languages provides service directly to English- and French-language minority communities in many communities – but not, we note, in those communities that are served by smaller BDUs that are not required to distribute APTN's service and choose not to do so.
8. The mix of languages offered by APTN reflects APTN's mandate to provide a level of service to all Aboriginal Peoples in Canada, and also to connect Aboriginal Peoples with the broader Canadian population in both English and French. Some Aboriginal Peoples speak English or French as a "mother tongue" and as the primary language at home. Tragically, English and French have become dominant in some Aboriginal communities and Aboriginal languages have suffered as a consequence. This is one of the terrible legacies of Canada's history and an ongoing consequence of the residential school system that is deeply felt by Aboriginal Peoples.

Aboriginal Peoples and "Official Languages" and the Critical State of Aboriginal Languages

9. Statistics Canada's 2006 census reported that 72.6% of the participating "Aboriginal identity population" stated that English was their mother tongue, 8.2% of that population stated that French was their mother tongue, and 17.6% stated that "non-official" languages were their mother tongue. Statistics Canada's 2006 census report showing Aboriginal Identity and Language Characteristics is attached as Appendix 1 to this submission.¹
10. Aboriginal Peoples are taking control of the strategy – which is in many ways a race against time – to save Aboriginal languages in Canada. In June 2005, the Task Force on Aboriginal Languages and Cultures, comprised of representatives of Aboriginal Peoples, released its Foundational Report, *Towards a New Beginning*.² APTN participated actively in the Task Force's work and commissioned a study on *Aboriginal Language Broadcasting in Canada* which included key recommendations on the role that broadcasting has played, and should play, in advancing Aboriginal languages. We have attached as Appendix 2 to this submission the recommendations made to the Task Force, which we attach here for the Commission's consideration in the current context. The full report is available at www.aptn.ca.
11. The relationship between Aboriginal Peoples in Canada and Canada's "official languages" is complex. On the one hand, there is an urgent need to advance Aboriginal languages in their own right or they will be lost. On the other hand, Aboriginal Peoples now use the language of the "majority" (even when this majority is itself a minority, as in the case of the French language) as their own. To deny this reality would be to further marginalize Aboriginal Peoples.

Recommendations and Observations

12. What is needed the most from policy makers, we believe, is a deep awareness of the critical need to protect Aboriginal languages, some of which are close to extinction. But, at the same time, we must be aware of the reality on the ground. Aboriginal Peoples must be served, and provided with full opportunities for expression and participation in the languages they now use – which in Canada includes both English and French. The Task Force on Aboriginal Languages and Cultures has conducted an extensive review of the challenges facing Aboriginal Peoples in protecting Aboriginal languages. The Task Force has made numerous recommendations to lay the foundation of a strategy to preserve Aboriginal languages. This will not be an easy task. We believe strongly that the broadcasting system can and should play a leading role in meet the societal objective

¹ The overall accuracy of Statistics Canada data in reflecting the Aboriginal population is a matter of concern to Aboriginal Peoples. Statistics Canada data is used here to illustrate the presence of "official" language communities with the broader Aboriginal population, as well as the presence of "non-official" Aboriginal languages.

² Task Force on Aboriginal Languages and Cultures, *Towards a New Beginning: A Foundational Report for a Strategy to Revitalize First Nation, Inuit and Métis Languages and Cultures* (June 2005) (www.aboriginallanguagetestaskforce.ca).

to preserve our Aboriginal languages. These languages, the Task Force has noted, represent not just a key element of cultural survival for Aboriginal Peoples, but also a common shared resource for all Canadians.

13. For the purposes of the Commission's current review, we understand that the Commission's mandate is to look specifically at "official language" minority communities – and not what are now "unofficial" Aboriginal languages. With this in mind, we are focussed specifically in this submission on the position of Aboriginal Peoples as "official language" communities. We have the following recommendations (and observations) to make for the purposes of the Commission's report to the Governor in Council:

- In determining the number of services offered in official languages, APTN's contribution as a national, English- and French-language service should be recognized. It is somewhat difficult to interpret the excellent and detailed study prepared by Brynaert & Associées for the purposes of this proceeding³, but it appears that APTN was not included among the services offering French- or English-language programming to minority official language communities.
- Aboriginal Peoples speaking an official language as a "minority of a minority" should be recognized. We believe that this particular official language minority community is not well served by the broadcasting system as a whole.
- APTN serves Aboriginal official language minority communities on a national basis with the programming we offer. APTN's resources are limited, but new distribution techniques (video on demand, and Internet distribution) – including the provision of multiple directed network feeds of our broadcasting signal – present opportunities for more programming that meets the specific needs of minority communities. The challenge, however, is to find resources and apply them to this purpose. The regulatory framework must also, we believe, support our initiatives. APTN is prepared to do more to provide Aboriginal language programming, and official language programming to minority communities, but we suggest that any such additional activities must be in addition to the service APTN already provides and must be supported through incremental funding.
- Direct regulation is necessary to ensure that minority language communities are, in fact, adequately served. For example, the Commission is now well aware of APTN's ongoing challenge to deliver the appropriate regional and time-zone specific network feed to viewers in Western Canada. We are pleased that Shaw Communications now distributes APTN West throughout its Western cable systems. Problematically, however, this change has been accomplished by Star Choice switching APTN's Eastern network feed to the Western feed in order to serve Shaw's systems. As a consequence, all of APTN's cable affiliates that rely on Star Choice to receive APTN are now forced to distribute the Western rather

³ *Radio, Television and Cable Services in Official Language Minority Communities* (27 October 2008).

than the Eastern feed.⁴ As a result, our Aboriginal French-language programming is broadcast in Eastern Canada to Star Choice subscribers and to subscribers to cable systems receiving our signal via Star Choice outside of the intended time slots. Regional programming on the Eastern feed is not seen at all. This clearly further marginalizes APTN's French-language viewers in Eastern Canada and undermines our ability to provide distinctive French-language programming on the Eastern feed as a part of our regional programming. We believe that it is time for the CRTC to review whether its expectation is being met that terrestrial BDUs should distribute the APTN feed "having greater relevance to their subscribers" (i.e. the regionally specific feed).⁵ At present, Bell ExpressVu distributes APTN's Eastern, Northern and High Definition feeds. APTN is not aware of any material impact of the distribution of these feeds on terrestrial BDUs (other than enhanced access for terrestrial BDUs to the Northern and HD feeds). Star Choice, on the other hand, distributes only the Western feed, even though Star Choice serves not only its own DTH subscriber base, but also, indirectly, the subscribers of numerous cable systems across Eastern Canada. It is not merely a question of DTH subscribers having regionally specific programming and the appropriate time feed made available to them but, due to the integrated nature of the distribution system and the continuing dominance of Shaw Broadcast Services (formerly Cancom), of subscribers to satellite-reliant cable systems as well. The decision to change feeds on Star Choice has resulted in a withdrawal of service to terrestrial BDUs in Eastern Canada and their subscribers, contrary to the Commission's clearly stated expectation.

- Lastly, while the Commission is focussed in this proceeding on the "official" language minority communities, we believe that it would be appropriate for the Commission to highlight in its report to the Governor in Council the urgent need for action to save "unofficial" Aboriginal languages. The limited level of service to Aboriginal "official language" minority communities within the system is symptomatic of a broader issue for Aboriginal Peoples – survival of Aboriginal languages as "non-official" languages. It would be timely and appropriate, we believe, for the Commission to note this fact in its report to the Governor in Council.

⁴ APTN delivers Eastern, Western and Northern versions of our service to all cable systems across Canada using C-band satellite services that we obtain under contract with Shaw Broadcast Services. Some cable systems, however, choose to obtain APTN's signal in the Star Choice technology from Star Choice's DTH satellite platform. Due to the integrated nature of the Star Choice delivery mechanism and cable technology, the choices that are made by Star Choice regarding which signal to carry has an impact on cable systems across Canada. Moreover, it is now apparent that the choices made by Shaw Communications as to which signal to distribute on its Western cable systems, dictates the signal that will be distributed by Star Choice! This is a clear case where decisions are being taken in one part of the country that disadvantages minority language groups in another part of the country due to the signal that is selected for national distribution. Unless the CRTC requires the distribution by cable operators and others of the regionally appropriate signal, programming that is targeted to minority language communities in Eastern Canada will not be seen at all, or, in the best case, will not be seen at the appropriate times on Star Choice-fed BDUs. This is the case notwithstanding the fact that APTN makes sure that all of our regional feeds are available to all BDUs across the country in C-band using widely available signal distribution technology.

⁵ This expectation is set out in *Broadcasting Decision CRTC 2005-445*.

14. Thank you for this opportunity to present our views in this proceeding.

Yours truly,


A handwritten signature in black ink, appearing to read "Jean LaRose". The signature is fluid and cursive, with the first name "Jean" written in a larger, more prominent script than the last name "LaRose".


Jean LaRose
Chief Executive Officer

APPENDIX 1


ABORIGINAL PEOPLES AND LANGUAGES (2006 CENSUS)

Selected Language Characteristics (165), Aboriginal Identity (8), Age Groups (7), Sex (3) and Area of Residence (6) for the Population of Canada, Provinces and Territories, 2006 Census - 20% Sample Data


Selected language characteristics (165)	Area of residence (6)					
	Total - Area of residence ²	On reserve ³	Rural	Total urban	Urban non-census metropolitan area	Urban census metropolitan area
Geography = Canada  Age groups (7) = Total - Age groups Sex (3) = Total - Sex Aboriginal identity (8) = Total Aboriginal identity population ¹						
Total population by detailed mother tongue ⁴	1,172,790	308,490	240,825	623,470	257,305	366,170
Total - Single responses ⁵	1,155,795	302,670	238,020	615,100	253,645	361,455
English	851,500	166,560	167,130	517,805	211,380	306,430
French	96,745	3,345	31,755	61,645	20,775	40,870
Non-official languages	207,555	132,760	39,135	35,655	21,490	14,160
Aboriginal languages	207,205	132,710	39,065	35,430	21,410	14,020
Algonquian languages	142,860	109,020	12,390	21,450	10,130	11,315
Algonquin	1,890	1,595	75	215	150	60
Atikamekw	5,135	4,505	145	480	330	155
Blackfoot	3,080	2,430	65	580	315	265
Cree	77,970	56,690	8,625	12,660	7,020	5,645
Malecite	510	445	35	35	35	0
Mi'kmaq	7,310	6,805	215	290	130	160
Montagnais-Naskapi	10,535	8,500	1,225	810	540	265
Ojibway	24,025	17,380	1,370	5,275	1,340	3,935
Oji-Cree	11,630	10,590	165	870	150	720
Algonquian languages, n.i.e.	775	75	475	225	120	105
Athapaskan languages	18,765	13,050	3,280	2,430	1,890	540
Carrier	1,520	1,000	80	435	415	20
Chilcotin	1,040	755	65	220	220	0
Chipewyan	515	305	40	160	115	50
Dene	9,700	6,295	2,690	715	400	310
Dogrib	1,995	1,740	35	225	205	15
Kutchin-Gwich'in (Loucheux)	355	230	20	105	100	10
North Slave (Hare)	1,055	855	75	130	120	10
South Slave	1,605	1,225	80	295	185	110
Athapaskan languages, n.i.e.	980	645	185	145	125	20
Haida	110	70	15	25	15	10

Geography = Canada 
 Age groups (7) = Total - Age groups
 Sex (3) = Total - Sex
 Aboriginal identity (8) = Total Aboriginal identity population ¹


Selected language characteristics (165)	Area of residence (6)					
	Total - Area of residence ²	On reserve ³	Rural	Total urban	Urban non-census metropolitan area	Urban census metropolitan area
Iroquoian languages	345	15	20	305	65	240
Mohawk	220	0	15	195	65	130
Iroquoian languages, n.i.e.	115	0	0	110	0	110
Kutenai	150	135	10	10	10	0
Salish languages	3,150	2,780	45	325	220	110
Shuswap	910	840	20	50	35	15
Thompson (Ntlakapamux)	500	470	0	30	25	10
Salish languages, n.i.e.	1,745	1,470	20	245	160	85
Siouan languages (Dakota/Sioux)	5,540	5,035	120	385	85	300
Tlingit	85	55	15	15	10	10
Tsimshian languages	2,120	1,405	135	580	410	165
Gitskan	1,130	815	100	220	145	75
Nisga'a	670	510	10	160	85	75
Tsimshian	315	85	25	205	185	20
Wakashan languages	1,080	715	70	290	145	145
Nootka	370	260	10	100	80	20
Wakashan languages, n.i.e.	705	455	55	190	70	125
Inuktitut	31,925	175	22,855	8,890	8,155	735
Inuinnaqtun	365	10	225	130	125	10
Inuktitut, n.i.e.	31,560	165	22,635	8,755	8,030	725
Aboriginal languages, n.i.e.	1,085	250	115	725	265	455
Other single responses	345	50	70	225	80	145
Total multiple responses ⁶	16,995	5,825	2,800	8,365	3,655	4,710
English and Aboriginal language ⁷	10,915	5,345	1,350	4,225	2,125	2,095
French and Aboriginal language ⁸	815	305	120	395	170	225
English, French and Aboriginal language ⁹	215	25	50	135	85	50
Other multiple responses	5,045	145	1,280	3,615	1,280	2,335
Total population by detailed language spoken most often at home ¹⁰	1,172,785	308,495	240,825	623,470	257,305	366,170
Total - Single responses ¹¹	1,158,705	301,860	238,365	618,475	255,095	363,385
English	954,115	208,045	185,975	560,095	230,185	329,905
French	75,715	4,535	24,815	46,365	15,975	30,390
Non-official languages	128,870	89,280	27,575	12,015	8,925	3,085
Aboriginal languages	127,925	89,185	27,400	11,340	8,740	2,600
Algonquian languages	86,735	76,260	5,885	4,590	2,580	2,010
Algonquin	375	325	0	55	40	10
Atikamekw	4,720	4,350	65	300	200	100
Blackfoot	1,575	1,500	10	70	60	10

Geography = Canada 
 Age groups (7) = Total - Age groups
 Sex (3) = Total - Sex
 Aboriginal identity (8) = Total Aboriginal identity population ¹

Selected language characteristics (165)	Area of residence (6)					
	Total - Area of residence ²	On reserve ³	Rural	Total urban	Urban non-census metropolitan area	Urban census metropolitan area
Cree	46,760	40,120	4,160	2,475	1,585	890
Malecite	135	130	0	0	10	0
Mi'kmaq	3,965	3,870	40	55	35	20
Montagnais-Naskapi	9,550	7,935	1,100	520	390	135
Ojibway	11,005	9,830	370	800	225	575
Oji-Cree	8,480	8,175	10	300	30	270
Algonquian languages, n.i.e.	160	25	135	10	0	0
Athapaskan languages	11,030	8,065	2,330	635	510	130
Carrier	535	390	0	145	145	0
Chilcotin	420	345	20	55	55	0
Chipewyan	120	115	0	0	0	0
Dene	7,460	4,955	2,210	295	185	110
Dogrib	1,105	1,045	0	55	55	0
Kutchin-Gwich'in (Loucheux)	25	20	0	0	0	0
North Slave (Hare)	655	585	50	15	15	0
South Slave	590	510	25	60	45	15
Athapaskan languages, n.i.e.	120	95	15	0	0	0
Haida	0	0	0	0	0	0
Iroquoian languages	20	0	0	20	10	15
Mohawk	20	0	0	20	10	15
Iroquoian languages, n.i.e.	0	0	0	0	0	0
Kutenai	15	10	0	10	0	0
Salish languages	500	485	0	10	0	10
Shuswap	245	230	0	10	0	10
Thompson (Ntlakapamux)	55	55	0	0	0	0
Salish languages, n.i.e.	205	205	0	0	0	0
Siouan languages (Dakota/Sioux)	3,750	3,635	55	60	0	60
Tlingit	0	10	0	0	0	0
Tsimshian languages	545	505	0	35	40	0
Gitksan	315	305	10	10	0	0
Nisga'a	175	145	0	30	25	0
Tsimshian	60	50	0	10	0	0
Wakashan languages	115	105	10	0	0	0
Nootka	10	10	0	0	0	0
Wakashan languages, n.i.e.	100	90	15	0	0	0
Inuktitut	25,040	90	19,085	5,865	5,585	280
Inuinnaqtun	65	10	45	20	20	0
Inuktitut, n.i.e.	24,970	80	19,045	5,845	5,565	280

Geography = Canada 
Age groups (7) = Total - Age groups
Sex (3) = Total - Sex
Aboriginal identity (8) = Total Aboriginal identity population ¹

Selected language characteristics (165)	Area of residence (6)					
	Total - Area of residence ²	On reserve ³	Rural	Total urban	Urban non-census metropolitan area	Urban census metropolitan area
Aboriginal languages, n.i.e.	160	20	25	115	20	100
Other single responses	950	100	180	675	185	490
Total multiple responses ¹²	14,085	6,630	2,460	4,995	2,210	2,785
English and Aboriginal language ¹³	9,550	5,995	1,310	2,245	1,350	900
French and Aboriginal language ¹⁴	670	465	40	165	110	55
English, French and Aboriginal language ¹⁵	75	30	0	40	30	10
Other multiple responses	3,785	140	1,100	2,540	725	1,815
Total population by knowledge of Aboriginal languages ¹⁶	1,172,790	308,495	240,825	623,470	257,305	366,165
Total - Single responses ¹⁷	820,690	158,080	168,490	494,125	204,215	289,905
English	772,295	149,090	151,720	471,480	194,385	277,100
French	35,570	1,820	12,350	21,400	8,885	12,520
Non-official languages	12,830	7,170	4,420	1,240	950	290
Aboriginal languages	12,520	7,135	4,350	1,035	885	155
Algonquian languages	7,055	6,470	405	185	100	85
Algonquin	60	55	0	0	0	0
Atikamekw	850	795	15	40	30	10
Blackfoot	25	25	0	0	0	0
Cree	3,425	3,155	200	65	45	20
Malecite	0	10	0	0	0	0
Mi'kmaq	80	80	0	0	0	0
Montagnais-Naskapi	1,035	840	180	15	10	10
Ojibway	695	655	10	40	0	30
Oji-Cree	880	860	0	20	0	15
Algonquian languages, n.i.e.	0	0	0	0	0	0
Athapaskan languages	735	580	145	15	15	0
Carrier	0	0	0	0	0	0
Chilcotin	25	15	0	10	10	0
Chipewyan	0	10	0	0	0	0
Dene	465	335	120	10	10	0
Dogrib	105	105	0	0	0	0
Kutchin-Gwich'in (Loucheux)	10	0	0	0	0	0
North Slave (Hare)	50	40	10	0	0	0
South Slave	75	65	0	10	0	0
Athapaskan languages, n.i.e.	10	10	0	0	0	0
Haida	0	0	0	0	0	0
Iroquoian languages	0	0	0	0	0	0
Mohawk	0	0	0	0	0	0

Geography = Canada 

Age groups (7) = Total - Age groups
Sex (3) = Total - Sex
Aboriginal identity (8) = Total Aboriginal identity population ¹

Selected language characteristics (165)	Area of residence (6)					
	Total - Area of residence ²	On reserve ³	Rural	Total urban	Urban non-census metropolitan area	Urban census metropolitan area
Iroquoian languages, n.i.e.	0	0	0	0	0	0
Kutenai	0	0	0	0	0	0
Salish languages	10	10	0	0	0	0
Shuswap	10	10	0	0	0	0
Thompson (Ntlakapamux)	0	0	0	0	0	0
Salish languages, n.i.e.	0	0	0	0	0	0
Siouan languages (Dakota/Sioux)	60	60	0	0	0	0
Tlingit	0	0	0	0	0	0
Tsimshian languages	10	10	0	0	0	0
Gitksan	10	10	0	0	0	0
Nisga'a	0	10	0	0	0	0
Tsimshian	0	0	0	0	0	0
Wakashan languages	0	0	0	0	0	0
Nootka	0	0	0	0	0	0
Wakashan languages, n.i.e.	0	0	0	0	0	0
Inuktitut	4,645	10	3,805	835	770	70
Inuinnaqtun	15	0	10	10	10	0
Inuktitut, n.i.e.	4,635	0	3,790	830	760	70
Aboriginal languages, n.i.e.	0	0	0	0	0	0
Other single responses	305	35	70	205	60	135
Total multiple responses ¹⁸	352,095	150,410	72,335	129,350	53,085	76,260
English and Aboriginal language(s) ¹⁹	213,750	129,990	38,335	45,425	26,630	18,795
French and Aboriginal language(s) ²⁰	14,135	11,585	1,095	1,460	985	475
English, French and Aboriginal language(s) ²¹	10,715	5,535	2,330	2,850	1,370	1,470
Other multiple responses	113,495	3,300	30,575	79,620	24,095	55,525

Note(s) :

1. Total Aboriginal identity population

Included in the Aboriginal identity population are those persons who reported identifying with at least one Aboriginal group, that is, North American Indian, Métis or Inuit, and/or those who reported being a Treaty Indian or a Registered Indian, as defined by the Indian Act of Canada, and/or those who reported they were members of an Indian band or First Nation.

2. Total - Area of residence

'Area of residence' refers to the following geographic areas: on reserve, urban census metropolitan area, urban non-census metropolitan area and rural area. These geographic areas can be used to show where the Aboriginal population is residing.

'On reserve' includes eight census subdivision (CSD) types legally affiliated with First Nations or Indian bands, i.e., Indian

reserve (IRI), Indian settlement (S-E), Indian government district (IGD), terres réservées aux Cris (TC), terres réservées aux Naskapis (TK), Nisga'a village (NVL), Nisga'a land (NL) and Teslin land (TL), as well as 35 additional CSDs of various other types that are generally northern communities in Saskatchewan, the Northwest Territories and the Yukon Territory, which have large concentrations of Registered Indians.

An urban area has a minimum population concentration of 1,000 persons and a population density of at least 400 persons per square kilometre, based on the current census population count. All territory outside urban areas is classified as rural. On-reserve CSDs are excluded from this category.

A census metropolitan area (CMA) is a large urban area and has a population of at least 100,000.

Urban non-census metropolitan areas are smaller urban areas with a population of less than 100,000.

Rural areas include remote and wilderness areas and agricultural lands, as well as small towns, villages and other populated places with a population of less than 1,000. On-reserve CSDs are excluded from this category.

Additional information on the geographic units can be obtained from the 2006 Census Dictionary.

3. On reserve

Users should be aware that the counts for this item are more affected than most by the incomplete enumeration of certain Indian reserves and Indian settlements. The extent of the impact will depend on the geographic area under study. In 2006, a total of 22 Indian reserves and Indian settlements were incompletely enumerated by the census. The populations of these 22 communities are not included in the census counts.

4. Total population by detailed mother tongue

Mother tongue refers to the first language learned at home in childhood and still understood by the individual at the time of the census.

5. Total - Single responses

Indicates the number of persons who reported only one language as their mother tongue.

6. Total multiple responses

Indicates the number of persons who reported more than one language as their mother tongue.

7. English and Aboriginal language

Indicates the number of persons who reported English and one Aboriginal language as their mother tongue.

8. French and Aboriginal language

Indicates the number of persons who reported French and one Aboriginal language as their mother tongue.

9. English, French and Aboriginal language

Indicates the number of persons who reported English, French and one Aboriginal language as their mother tongue.

10. Total population by detailed language spoken most often at home

Refers to the language spoken most often at home by the individual at the time of the census. The data on home language shown in this table are not comparable to data found in similar tables produced for the 2001 Census when home language referred to the language spoken most often at home and the language spoken on a regular basis at home.

11. Total - Single responses

Indicates the number of persons who reported only one language spoken most often at home.

12. Total multiple responses

Indicates the number of persons who reported more than one language spoken most often at home.

13. English and Aboriginal language

Indicates the number of persons who reported English and one Aboriginal language spoken most often at home.

14. French and Aboriginal language

Indicates the number of persons who reported French and one Aboriginal language spoken most often at home.

15. English, French and Aboriginal language

Indicates the number of persons who reported English, French and one Aboriginal language spoken most often at home.

16. Total population by knowledge of Aboriginal languages

Refers to the ability to conduct a conversation in an Aboriginal language.

17. Total - Single responses

Indicates the number of persons who reported knowledge of only one language, either as an official or a non-official language. For example, the category 'English' includes persons who reported knowledge of English only without reporting knowledge of any non-official language(s).

18. Total multiple responses

Indicates the number of persons who reported multiple official and/or non-official languages.

19. English and Aboriginal language(s)


Indicates the number of persons who reported knowledge of English and at least one Aboriginal language.

20. French and Aboriginal language(s)

Indicates the number of persons who reported knowledge of French and at least one Aboriginal language.

21. English, French and Aboriginal language(s)

Indicates the number of persons who reported knowledge of English, French and at least one Aboriginal language.

 Data quality note(s)

Excludes census data for one or more incompletely enumerated Indian reserves or Indian settlements.

Source: Statistics Canada, 2006 Census of Population.

APPENDIX 2

RECOMMENDATIONS TO TASK FORCE ON ABORIGINAL LANGUAGES AND CULTURE

1. The *Broadcasting Act* should be revised to enshrine rights and adequate funding for Aboriginal language broadcasting. Additional policy or legislation can be adopted on a regional, provincial or territorial basis to provide additional recognition of and support of Aboriginal language broadcasting.
2. More research is required to gather empirical data on the link between Aboriginal language broadcasting and retention of Aboriginal languages. This research should include both northern and southern Aboriginal broadcasting initiatives.
3. Provide support, including financial, training and networking opportunities, for Aboriginal community radio stations across Canada.
4. Provide funding so Aboriginal-language radio and television organizations can undertake audience surveys to better tailor their programming to their audiences.
5. Support and encourage the creation of a national Aboriginal broadcasters association. Community radio, NNBAP network radio/television, and APTN can join together for networking and lobbying initiatives as well as joint research projects that can benefit Aboriginal language programming.
6. The Government should encourage more Aboriginal youth to consider broadcasting as a career. Use role models, career fairs, and high school media courses. Emphasis should be placed on encouraging language speakers to see the potential careers available in broadcasting.
7. Provide adequate funding for facilities, resources and personnel to preserve and archive the existing tapes of interviews and programs with elders and others speaking Aboriginal languages.
8. Encourage and support radio stations and television producers to use their products and services in other contexts. Some examples would be videotapes in schools, inclusion of broadcast materials in Aboriginal language curricula, radio projects where youth interview elders, tapes being played in day care settings, etc.
9. Any future undertaking or research to be conducted in the area of Aboriginal language and broadcasting should be directed towards APTN and other Aboriginal broadcasters in various regions of the country. For Aboriginal people to have input and to be able to share their vast traditional knowledge, it is imperative that Aboriginal people control the media for and about them.